



LOFTUS PEAK

# Loftus Peak Global Disruption Fund (Class A)

## MONTHLY UPDATE

JANUARY 2026

Loftus Peak is a global equities fund manager focused on disruptive businesses. Founded in 2014, Loftus Peak invests in global companies driving industry change, such as Nvidia, first bought in 2016. As well as Microsoft and Broadcom, the diverse portfolio also includes many less well-understood companies which are expected to be household names in the future, such as AMD and Qualcomm. This global approach aims to reduce concentration risk often associated with home-biased Australian portfolios.

	1m	3m	6m	1y	3y p.a.	5y p.a.	7y p.a.	Inception p.a.
Fund (net-of-fees)	-3.02%	-10.31%	-3.09%	+2.56%	+30.79%	+9.26%	+15.46%	+15.53%
Benchmark	-1.99%	-2.79%	+3.79%	+8.51%	+19.41%	+13.97%	+13.89%	+13.18%
Outperformance (net-of-fees)	-1.03%	-7.52%	-6.87%	-5.96%	+11.38%	-4.71%	+1.57%	+2.35%

**Source:** Loftus Peak, MSCI. Past performance is not a reliable indicator of future performance. Returns greater than one-year are annualised. Net-of-fees performance for the Fund is based on end-of-month redemption prices after the deduction of fees and expenses and the reinvestment of all distributions. Investment return and the principal value fluctuate, so your units, when sold, may be worth more or less than the original cost. For further details, please refer to the Fund's Product Disclosure Statement, Information Booklet and Target Market Determination. The data source for the Fund's benchmark was changed from Bloomberg to MSCI effective 29 February 2024. All data prior to this date remains unchanged. Loftus Peak Pty Limited replaced Orca Funds Management as the Investment Manager of the Fund on 1 March 2024.

## Review and Performance

The value of the Fund decreased -3.02% (net-of-fees) in January, while the benchmark MSCI All Countries World Index (net dividends reinvested) in Australian dollars was down -1.99%, generating Fund underperformance of -1.03% (net-of-fees).

There was a trend towards previously overlooked names in evidence across the market. Investors rotated away from technology towards industrials, consumer staples, materials and more, underpinned by relatively strong GDP growth figures for the third quarter of calendar 2025 (released late due to government shutdown).

Artificial Intelligence (AI) continues to be the dominant focus. Despite strong signals of ongoing chip demand from manufacturers and increasing revenue forecasts and financing activity for companies like OpenAI and Anthropic, investors are hesitant to reward the semiconductor designers that are underpinning AI. This reluctance by investors seems to be the result of the uncertain visibility of AI use cases.

The Loftus Peak view is that AI use cases are already widespread, though not fully visible yet in the macro data. Excluding the GFC, the AI revolution is the most disruptive and powerful force to hit global business since the rollout of the internet in the dying years of the twentieth century. And unlike the internet, AI and the tools to run it are already well developed system-wide. Our industry level feedback is that it is difficult to see a single industry that will not be affected. The frenzied deal-making by companies such as Open AI, chip suppliers such as Nvidia and hyperscalers such as Microsoft reflect the urgency of these players to get to scale as fast as they can.

## Key Facts

Inception Date	25 July 2017
APIR Code	PIM4432AU
Fund FUM (AUD)	\$161 million
Strategy FUM (AUD)	\$1,256 million
Product Type	Registered Managed Investment Scheme domiciled in Australia
Responsible Entity	The Trust Company (RE Services) Limited ("Perpetual")
Investment Universe	Listed Global Equities
No. of Investments	15-35
Benchmark	MSCI All Countries World Index (net dividends reinvested) in Australian dollars
Cash & Cash Equivalents	up to 20%
Suggested time frame	3-5 years
Minimum Investment	\$5,000
Platforms	HUB24, Xplore Wealth and Powerwrap

## Contributors and Detractors to Return

In this context, it is fitting that the top two contributors to the Fund were **Samsung** (+0.5%) and **Seagate** (+1.0%), which produce commodity DRAM and NAND memory, as well as High-Bandwidth Memory (HBM) specifically for AI. Seagate also produces Hard Disk Drives (HDDs), which are becoming increasingly important as a shift to inference creates an explosion of data needing to be stored at low cost. Memory chip companies are seeing meteoric share price increases due to structural undercapacity combined with AI-induced demand which kicked off a supercycle from September last year. The three largest memory producers have added approximately US\$500bn in market cap in January alone.

**Applied Materials** (+0.5%) was the next top contributor - the company that sells the equipment necessary to manufacture semiconductors. Samsung, SK Hynix and Micron are key customers.

**Taiwan Semiconductor Manufacturing** (+0.5%) is another key customer and is the manufacturer of virtually all AI chips. The company reported an increase in its compound annual growth rate outlook for AI revenue through 2029 to ~58% (up from ~45% previously). This guidance was given after the company verified demand both with customers like **Nvidia** (-0.3%), **Broadcom** (-0.2%), **Advanced Micro Devices** (+0.2%) **Marvell** (-0.2%) and **Mediatek** (+0.4%) and the customers' customers like **Amazon** (+0.0%), **Microsoft** (-0.8%), **Meta** (+0.2%), Alphabet, Oracle, OpenAI, Anthropic, xAI and more. As far as the companies across the AI value chain are concerned the buildout of AI infrastructure is showing years left to run.

Microsoft was the Fund's largest detractor. Its share price collapsed after the company revealed that almost half of its cloud backlog comes from OpenAI. Investors were irked by Microsoft's willingness to continue spending huge amounts of CapEx. This sentiment overlooks the fungibility of Microsoft's hardware fleet (a point Microsoft stresses). The infrastructure Microsoft is building works for any of the frontier AI labs or even Microsoft's internal workloads. The enormous CapEx is a bet on AI itself, not just a single company.

The weakness in software names is not about AI scepticism - quite the contrary, it speaks to the level of disruption expected as a result of AI's rampant growth. **ServiceNow** (-0.7%) has de-rated significantly from its 52 week high in July last year on these fears. Earnings reported in January showed growth ex-acquisitions slowed to +19% YoY with little help from the company's internal AI offerings. **Samsara** (-0.8%) and **DataDog** (-0.3%) were similarly impacted by concerns of AI disruption and sectoral concerns with software, however we believe they are relatively less exposed given the physical nature of Samsara's business and consumption-based pricing of DataDog's business.

The Australian dollar appreciated +5.05% against the US dollar over the month, decreasing the value of the Fund's US-dollar denominated positions. At month-end, the Fund carried a foreign currency exposure of 99.54%.

### Fees

Management Fees & Costs	1.45% per annum (inc. GST net RITC)
-------------------------	-------------------------------------

### Unit Prices

Pricing Frequency	Daily
Date	30 January 2026
Entry Price (in AUD)	3.1065
Exit Price (in AUD)	3.0941

### Distributions

Distribution Frequency	Paid annually as at 30 June
Latest distribution date	30 June 2025
Latest distribution	63.23 cents

### Applications and Withdrawals

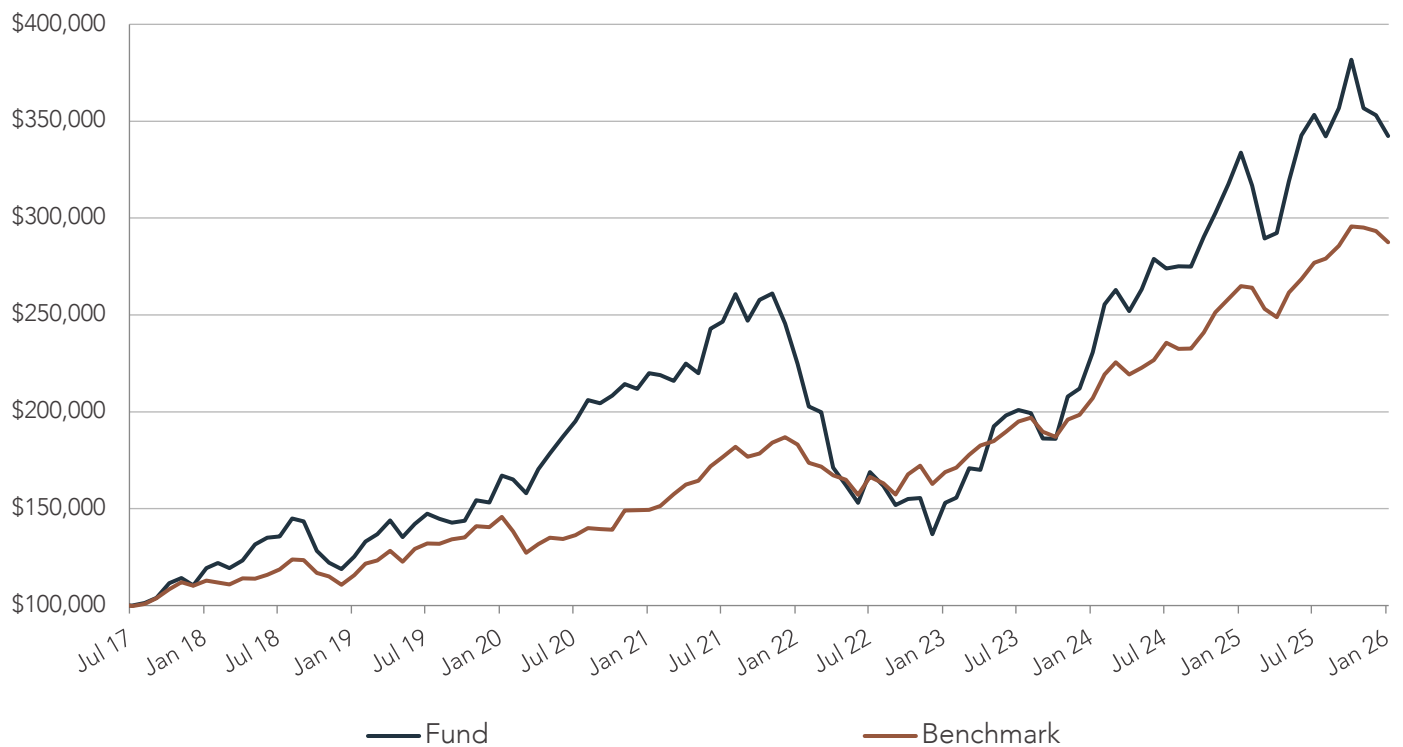
Withdrawal Notice	Generally, notice received by 2pm (Sydney time) receives the price effective for that business day.
-------------------	---

### The Team

Alex Pollak	CIO and Founder
Anshu Sharma, CFA	Portfolio Manager and Founder
Harry Morrow, CFA	Senior Investment Analyst
Raymond Tong, CFA	Head of Research

# LOFTUS PEAK MONTHLY UPDATE

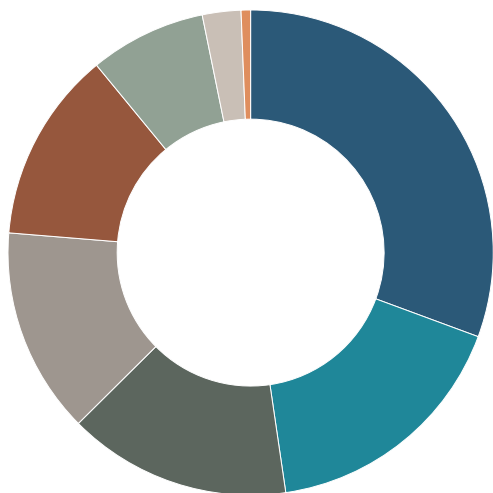
## Cumulative Performance



Past performance is not a reliable indicator of future performance.

Benchmark is MSCI All Countries World Index (net dividends reinvested) in Australian dollars.

## Portfolio Exposure



- AI and Data Infrastructure (30.6%)
- Cloud and Software (17.1%)
- Digital Media (14.9%)
- Platforms and Ecommerce (13.7%)
- Internet of Things and Robotics (12.8%)
- New Energy (7.8%)
- Health and Life Sciences (2.6%)
- Cash (0.6%)

## Portfolio Construction











At month end, the Fund was 99.4% invested with the balance in cash exposure. The Fund has a high exposure to large capitalisation names which are highly cash generative with strong balance sheets. Focusing on high quality companies helps the Fund to withstand difficult periods in the market and drive strong, long-term outcomes for investors.

Portfolio Statistics	
Number of Holdings	29
Sharpe Ratio <sup>3</sup> (risk-free rate = BBSW3M)	0.70
Information Ratio <sup>3</sup>	0.18
Volatility <sup>3</sup>	19.05%

Capitalisation (USD)		
Mega Cap	> \$100b	78.9%
Large Cap	\$50-100b	5.4%
Mid Cap	\$2-50b	15.1%
Small Cap	< \$2b	0.0%

<sup>3</sup> Since inception.

## Top 10 Holdings (in alphabetical order)

	<p><b>Advanced Micro Devices</b> – a high performance and adaptive computing leader, powering the products and services that help solve the world's most important challenges. Its technologies advance the future of the data center, embedded, gaming and PC markets. AMD was founded in 1969 by Jerry Sanders, a former executive at Fairchild Semiconductor Corporation, and seven other technology professionals.</p>
	<p><b>Amazon</b> – is the global leader in internet retail and cloud-based computing. From its listing in 1997 as primarily an online book retailer, Amazon has now expanded its offering to most areas of consumer merchandise, whilst also developing market leading cloud computing services. It has a relentless focus on low-cost operations, constant reinvestment and customer service.</p>
	<p><b>CATL</b> – founded in 2011 and headquartered in Ningde, China, is the world's largest producer of lithium-ion batteries for electric vehicles and energy storage systems. The company supplies batteries to leading global automakers including Tesla, BMW, Mercedes-Benz, Hyundai, and Toyota. CATL's core products include lithium iron phosphate (LFP) and nickel manganese cobalt (NMC) battery chemistries, and it is at the forefront of innovations in solid-state batteries and cell-to-pack architecture. With operations spanning China, Europe, and other key EV markets, CATL plays a central role in the global energy transition and electrification of transport.</p>
	<p><b>Meta</b> – is one of the world's premier advertiser platforms with a user base of over 3bn Daily Active Users and over 10m advertisers. META has invested significantly into AI infrastructure, and this enables the company to drive user engagement and provides advertisers with a range of ad automation and targeting tools. META's two major goals are to: (1) to build the most popular and advanced AI Products and services; and (2) invest into building the next generation of augmented, virtual and mixed reality computing platforms.</p>
	<p><b>Microsoft</b> – is a multinational technology company that manufactures, licenses, supports and sells computer software, personal computers, consumer electronics and services. The Company's main segments include Intelligent Cloud, More Personal Computing, Productivity and Business Process. Its products include cross device productivity applications, server applications, business solution applications, desktop and server management tools, software development-tools, video games, and training and certification of computer system integrators and developers. The Company also designs, manufactures and sells devices including personal computers, tablets, gaming and entertainment consoles, and other intelligent devices that integrate with its cloud-based offerings.</p>
	<p><b>NVIDIA</b> – founded in 1993 and headquartered in Santa Clara, California, is a leading technology company specializing in graphics processing units (GPUs) and artificial intelligence (AI). Originally known for its dominance in gaming GPUs, Nvidia has expanded into AI, data centers, autonomous vehicles, and professional visualization. Nvidia's AI and deep learning technologies power industries ranging from healthcare to robotics, enabling breakthroughs in generative AI and high-performance computing. With its continuous innovation in AI chips and software ecosystems like CUDA, Nvidia remains at the forefront of the AI and semiconductor industries.</p>
	<p><b>Roku</b> – founded in 2002, is an American company headquartered in San Jose, California, that manufactures a variety of digital media players for video streaming. Roku's devices allow users to access streaming services like Netflix, Hulu, and Disney+, among others, directly on their televisions. Roku has also expanded into the smart TV market and offers an advertising platform for content publishers. The company plays a significant role in the streaming media and connected TV industry.</p>
	<p><b>Samsung</b> – a global leader in technology and consumer electronics, was founded in 1969 and is headquartered in Suwon, South Korea. The company is renowned for its diverse range of products, including smartphones, tablets, televisions, home appliances, and semiconductors. Samsung Electronics is one of the largest manufacturers of electronic devices in the world and plays a significant role in the development and production of innovative technology solutions, from cutting-edge mobile devices to advanced semiconductor chips, making it a pivotal player in the global tech industry.</p>
	<p><b>Taiwan Semiconductor</b> – is the largest dedicated global foundry for the manufacture of semiconductor chips. TSMC produces chips for a wide range of uses including data centres, networking equipment, smartphones, tablets, PCs and gaming consoles. TSMC has a broad customer base of major hardware and fabless semiconductor companies including Apple, Qualcomm, Nvidia, AMD, MediaTek and HiSilicon (Huawei). The company is leveraged to chip demand from emerging themes such as 5G, IoT and artificial intelligence. TSMC was founded in 1987 and is based in Hsinchu, Taiwan.</p>
	<p><b>Uber</b> – founded in 2009 and headquartered in San Francisco, California, is a global technology company that revolutionized ride-hailing and expanded into mobility, delivery, and freight services. Its core platform connects riders with drivers through its app, offering services such as UberX, Uber Comfort, and Uber Black. Uber also operates Uber Eats, a food delivery service, and Uber Freight, a digital platform that connects shippers and carriers for logistics solutions. The company leverages AI, real-time data analytics, and dynamic pricing to optimize driver-rider matching, route efficiency, and demand forecasting. Uber continues to expand its offerings, including autonomous vehicles and electric micromobility solutions.</p>

# LOFTUS PEAK MONTHLY UPDATE

## Firm Awards



IMAP  
MANAGED ACCOUNT  
AWARD FINALIST  
INTERNATIONAL  
EQUITIES



IMAP  
MANAGED ACCOUNT  
AWARD FINALIST  
INTERNATIONAL  
EQUITIES



To learn more about our awards and their criteria, please visit:

<https://imap.asn.au/>; <https://australianfma.org/>; <https://www.hedgelfundsrock.org.au/>

## Research Ratings



**IMPORTANT INFORMATION:** This report was prepared and issued by Loftus Peak Pty Limited ("Loftus Peak"). The Trust Company (RE Services) Limited ("Perpetual") (ABN 45 003 278 831, AFSL 235 150) is the responsible entity of the Loftus Peak Global Disruption Fund (Class A). This document has been prepared for the purpose of providing general information only, without taking account of any individual person's investment objectives, financial circumstances or needs. This document is not intended to take the place of professional advice and we do not express any view about the accuracy or completeness of information that is not prepared by us and no liability is accepted for any errors this document may contain. You should consider the Product Disclosure Statement ("PDS") in deciding whether to acquire, or continue to hold, the product. A PDS, information booklet and application form are available at [www.loftuspeak.com.au](http://www.loftuspeak.com.au). Loftus Peak and Equity Trustees do not guarantee the performance of the Fund or the repayment of the investor's capital. To the extent permitted by law, neither Perpetual, Loftus Peak, nor any of their related parties including its employees, directors, consultants, advisers, officers or authorised representatives, are liable for any loss or damage arising as a result of reliance placed on the contents of this report. Past performance is not indicative of future performance.

The Loftus Peak Global Disruption Fund (Class A)'s Target Market Determination is available at [www.loftuspeak.com.au](http://www.loftuspeak.com.au) in the downloads tab. It describes who this financial product is likely to be appropriate for (i.e. the target market), and any conditions around how the product can be distributed to investors. It also describes the events or circumstances where the Target Market Determination for this financial product may need to be reviewed.

**Zenith Rating:** The Zenith Investment Partners (ABN 27 103 132 672, AFS Licence 226872) ("Zenith") rating (PIM4432AU assigned 27 Nov 2025) referred to in this piece is limited to "General Advice" (s766B Corporations Act 2001) for Wholesale clients only. This advice has been prepared without taking into account the objectives, financial situation or needs of any individual, including target markets of financial products, where applicable, and is subject to change at any time without prior notice. It is not a specific recommendation to purchase, sell or hold the relevant product(s). Investors should seek independent financial advice before making an investment decision and should consider the appropriateness of this advice in light of their own objectives, financial situation and needs. Investors should obtain a copy of, and consider the PDS or offer document before making any decision and refer to the full Zenith Product Assessment available on the Zenith website. Past performance is not an indication of future performance. Zenith usually charges the product issuer, fund manager or related party to conduct Product Assessments. Full details regarding Zenith's methodology, ratings definitions and regulatory compliance are available on our Product Assessments and at Fund Research Regulatory Guidelines.

**MSCI Benchmark Source:** MSCI. Certain information contained herein (the "Information") is sourced from/copyright of MSCI Inc., MSCI ESG Research LLC, or their affiliates ("MSCI"), or information providers (together the "MSCI Parties") and may have been used to calculate scores, signals, or other indicators. The Information is for internal use only and may not be reproduced or disseminated in whole or part without prior written permission. The Information may not be used for, nor does it constitute, an offer to buy or sell, or a promotion or recommendation of, any security, financial instrument or product, trading strategy, or index, nor should it be taken as an indication or guarantee of any future performance. Some funds may be based on or linked to MSCI indexes, and MSCI may be compensated based on the fund's assets under management or other measures. MSCI has established an information barrier between index research and certain Information. None of the Information in and of itself can be used to determine which securities to buy or sell or when to buy or sell them. The Information is provided "as is" and the user assumes the entire risk of any use it may make or permit to be made of the Information. No MSCI Party warrants or guarantees the originality, accuracy and/or completeness of the Information and each expressly disclaims all express or implied warranties. No MSCI Party shall have any liability for any errors or omissions in connection with any Information herein, or any liability for any direct, indirect, special, punitive, consequential or any other damages (including lost profits) even if notified of the possibility of such damages. The Loftus Peak Global Disruption Fund (Class A) is designed in a benchmark unaware manner. The Investment Manager believes the MSCI ACWI index is appropriate for comparison purposes given the Fund invests in companies across a range of industries including technology, renewable energy, consumer, communication services and healthcare. The risk/return profiles of the Fund and benchmark differ due to differences in the constituents of each. The Fund's objective is to provide investors with capital growth over the long-term through exposure to companies that benefit from disruptive innovation – in or from any industry/sector, including emerging market listed investments.

**Logo Usage:** Trademark, copyright, & other intellectual property rights are & remain the property of their respective owners.

Visit [www.loftuspeak.com.au](http://www.loftuspeak.com.au) to find more commentary, including performance.

Loftus Peak Pty Limited ABN 84 167 859 332 AFSL 503 571